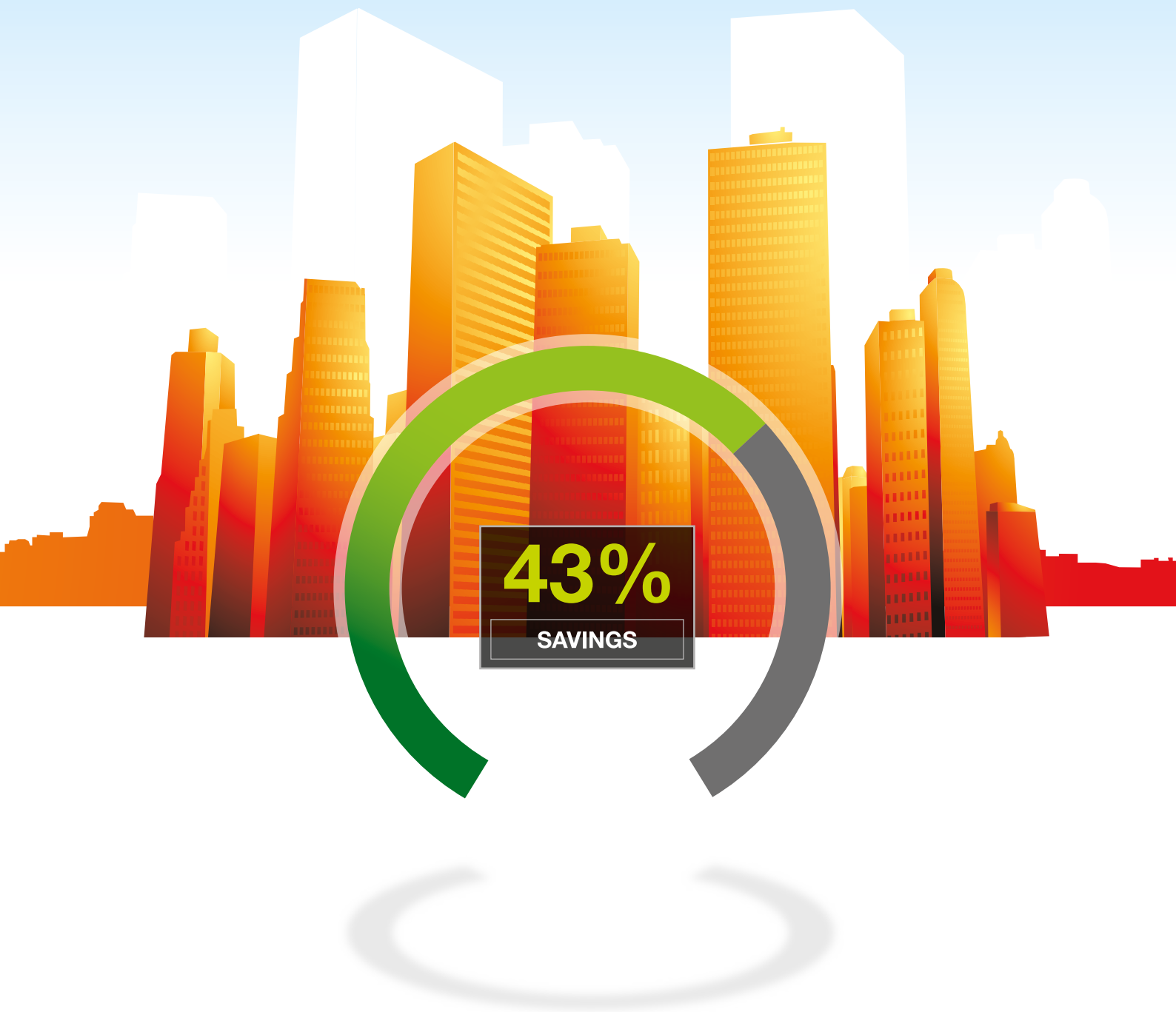


ENISCOPE®



Professional Real-time Energy Monitoring

**best**®




BRITISH ENERGY SAVING TECHNOLOGY

# A Complete System

Stage 1 > How can you control, reduce and eliminate your 'invisible' energy waste?



Energy is invisible in use so it's easy to waste it...  
Eniscope makes energy use visible so it's easy to save it!



8 - CHANNEL



## CUSTOMER COMMENTS

**"We've had the Eniscope  
for about a month and  
I've been able to save  
43% of energy costs"**

**Chief Engineer  
Bethune University, USA**

The hardware element of an Eniscope System starts with Advanced Metering to accurately capture your critical energy data... whether at building, department, circuit or equipment level. This information is collected in real-time by the Data Gathering component of the system and delivered locally and over the web via a stunning range of real-time energy displays. Our results testify that see in your live energy consumption disaggregated into its key components empowers you to cut your costs and reduce your carbon footprint.

## KEY BENEFITS:

- |                   |  |
|-------------------|--|
| • Accurate        | Class 0.2 metering can monitor up to 8 three-phase channels per unit                 |
| • Central Control | Monitor Electricity, Gas* & Water*... Everything you need in one convenient location |
| • Web-based       | No software required. Use any web-browser from any location                          |
| • Scalable        | Add more meters or new Eniscope compatible devices at your convenience               |
| • Plug & Play     | Simple installation supported by free remote upgrades                                |

\*Eniscope reads, records and displays information from any connected pulse meters

# Real-time Monitoring

Stage 2 > How can you be sure which strategies are working best?



At the end of the month it's too late to change what you've wasted...  
Eniscope Real-time puts a stop to energy waste now!



## CUSTOMER COMMENTS

**“Eniscope has reduced our night hours consumption by 87%. This represents a saving of €4743.24 per year just on out-of-hours costs”**

**E-Learning Centre, Ireland**

Eniscope Real-time does what a utility bill can't... it shows you exactly where your energy is going, second by second. Make a change and it will reveal the immediate effect... for better or for worse. The information is displayed in a language you will understand, be it kW's, Cost or Carbon. Now you can monitor individual pieces of equipment, isolate energy leaks, expose energy abusers and even check the effectiveness of energy saving products... all in real-time.

## KEY BENEFITS:

- Faster
- Alerts
- Verification
- Power Trend
- Mobile

Genuine real-time performance delivers real-time savings

Email & SMS\* alerts prevent excessive use and supply penalties

Use it to check the claims of energy saving products & equipment

Real-time graphing reveals your pattern of consumption

Check your performance on the move with our smart phone app

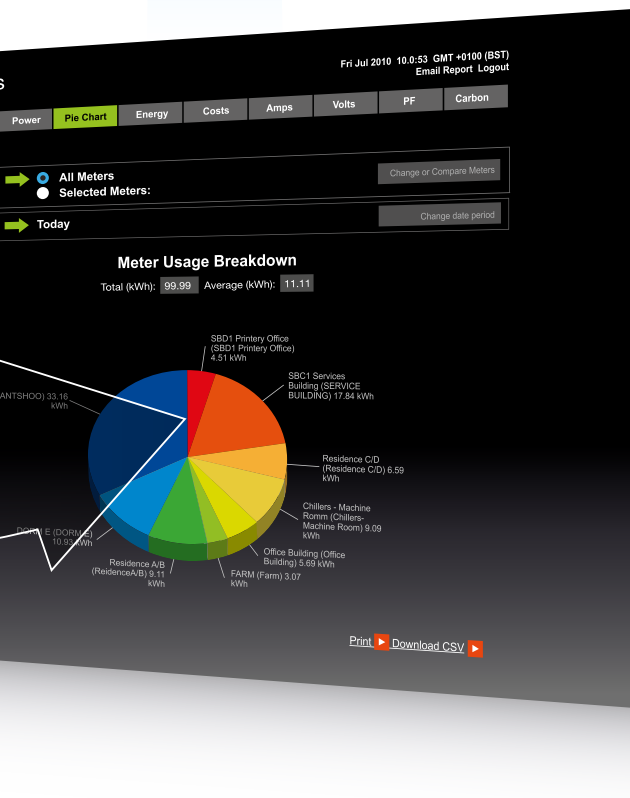
\* SMS alerts are the responsibility of the end user and will require the purchase of a separate email to SMS service from a local provider. Each SMS will be charged at the current rate agreed by you and your service provider.

# Energy Analytics



Stage 3 > How can you calculate how much energy, money and carbon you are saving?

All the information you need in an easy to understand format...  
your virtual energy manager 24 hours each and every day



## CUSTOMER COMMENTS

“Eniscope has highlighted areas of the club which I didn't realise were the key areas of power drain”

**Club Manager**  
Western Suburbs Leagues Club, Australia

Eniscope Analytics is a web-based, energy diagnostics tool that gives you rich insights into your 'historical' energy consumption and the health of your power supply. Intelligent, flexible & easy to use... making energy information highly accessible and simple to understand. Using your favorite web browser you can do a detailed energy analysis on any equipment, in any building, in any country, at any time... and all from the comfort of your PC or mobile device.

## KEY BENEFITS:

- Compare
- Itemize
- Plan
- Prevention
- Reports

See numerous meters on the same performance chart  
View consumption by building, department, circuit or machine  
Cost tracking in any currency with spending forecasts  
Monitor power quality to avoid maintenance & safety issues  
Daily email reports show improvements and expose weaknesses

# Public Display

Stage 4 > How can you demonstrate your corporate commitment to energy conservation?



Creating awareness through beautifully designed displays...  
saving energy has never been this easy or looked this good



## CUSTOMER COMMENTS


**“We are now convinced  
that Eniscope is an effective  
tool which can be used in  
controlling wasted energy”**

**C. Spencer, Chief Engineer  
Holiday Inn, Caribbean**

An Eniscope System can also power a range of stunning Real-time Energy Displays. These displays can be strategically positioned around your building to create awareness among the occupants as to how energy is being used and provide the incentive to change their behaviour because the benefits can be seen in real-time.

## ENISCOPE CASE STUDY

StyleMark, makers of Polaroid Eyewear, are the world's largest supplier of sunglasses. In an effort to get their energy costs under control, they turned to Eniscope. The initial trial on the test panel resulted in a 50% energy reduction. This equated to over \$10,000 of savings and StyleMark subsequently commissioned Eniscope in multiple locations. They are on course to achieve facility wide savings of 20% in the first year.



# Renewable Energy

Stage 5 > How can you showcase your renewable energy solutions?



Demonstrate the effectiveness of alternative power generation...  
your corporate commitment to a greener planet



### CUSTOMER COMMENTS
















"Eniscope has saved us  
38% of our costs which is  
almost a 1-year payback."

Robert Johnson, CEO  
Coquina Office Park, USA

If you are interested in renewable energy solutions such as solar panels or wind turbines the Eniscope System has the ability to showcase their performance... in real-time. This is perfect for educational or promotional purposes because it demonstrates visually the effectiveness of alternative power generation... something which up until now has been difficult to do.

We know renewable energy usually involves considerable investment and our real-time displays ensure that you and the people that use or visit your building can appreciate the benefits of this investment in a highly meaningful & engaging format.

### So... who is using Eniscope?

  	  	  	  	  
---	---	---	---	---

